



APR 12 2023



Swimming New Zealand



Hawkes Bay Region... Hawkes Bay, New Ze...

4x100m Freestyle Wo... Final

2023 Apollo Projects NZ Age Group Swimming Championsh...

Points

Swimmers

Files

Scoreboard

Session 1 Wed | 09:10 AM

Session 2 Wed | 05:40 PM

Session 3 Thu | 09:10 AM

Session 4 Thu | LIVE

Session 5 Fri | 09:10 AM

Session 6 Fri | 05:40 PM

Session 7 Sat | 09:10 AM

Session 8 Sat | 05:40 PM

Session 4 Thursday 05:40 PM

160 4x100m Freestyle Men 16 & Ove Final









Official

Entries Heats

Total

10	05:40 PM	200m Freestyle Men Final
103	06:01 PM	50m Freestyle Men Multi-C...
104	06:05 PM	50m Freestyle Women Mul...
11	06:09 PM	200m Breaststroke Men Fi...
12	06:33 PM	200m Breaststroke Wome...
13	07:20 PM	50m Freestyle Women Final
14	07:33 PM	50m Butterfly Men Final
105	07:45 PM	50m Butterfly Men Multi-C...
106	07:50 PM	50m Butterfly Women Mult...
15	07:54 PM	800m Freestyle Women Fi...
16	08:06 PM	4x100m Freestyle Men - 1...
160	08:20 PM	4x100m Freestyle Men 16 ...
17	08:33 PM	4x100m Freest... LIVE
170	08:41 PM	4x100m Freestyle Women ...

Rank	Competitor	Age	Club	RT	FINA	Result
1	<b>Aquagym S...</b>	18	Aquagym S...	+2.41		<b>3:33.11</b> Entry: 3:39.29 (- 6.18)
	Jordan Astley	17	(+2.41)	25.82	54.43	54.43
	Harry Renner	16	(+0.18)	25.32	54.50	1:48.93
	Eli Wilson	18	(+0.51)	25.36	53.73	2:42.66
	Ollie Lutton	18	(+0.28)	23.86	50.45	3:33.11
2	<b>North Shore...</b>	18	North Shore ...	+0.63		<b>3:34.55</b> Entry: 3:36.74 (- 2.19)
	Ryan Quinn	18	(+0.63)	24.97	53.52	53.52
	Ivan Lu	17	(+7.57)	25.87	54.07	1:47.59
	Lukas Holmes	16	(+0.43)	25.18	53.62	2:41.21
	Hunter Dobson	17	(+0.39)	24.62	53.34	3:34.55
3	<b>Coast Swim...</b>	18	Coast Swim...	+0.64		<b>3:36.28</b> Entry: 3:40.77 (- 4.49)
	Jasper Cornish	16	(+0.64)	25.21	53.53	53.53
	Jack Potier	16	(+0.37)	26.75	55.29	1:48.82
	Sam Kenny	17	(+0.34)	26.08	54.30	2:43.12
	Larn Hamblyn-Ough	17	(+0.19)	25.20	53.16	3:36.28
4	<b>Jasi Swim C...</b>	18	Jasi Swim C...	+4.32		<b>3:37.47</b> Entry: 3:42.82 (- 5.35)
	Hugo Wrathall	18	(+4.32)	25.00	52.28	52.28
	Hunter Butler	18	(+0.50)	26.69	56.02	1:48.30
	Hamish Inwood	15	(+0.43)	26.89	56.40	2:44.70
	Bryn Drummond	17	(+0.20)	24.49	52.77	3:37.47
5	<b>United Swi...</b>	18	<b>United Swim...</b>	+0.66		<b>3:37.82</b> Entry: 3:44.04 (- 6.22)
	Hugo Batchelor	18	(+0.66)	26.16	54.03	54.03
	Chris Jiang	17	(+0.49)	26.88	55.99	1:50.02
	James Crosbie	16	(+3.80)	25.70	53.78	2:43.80
	Johnson Li	18	(+0.27)	25.90	54.02	3:37.82
6	<b>Pukekohe S...</b>	18	<b>Pukekohe S...</b>	+0.67		<b>3:42.74</b>
	Ryan Elliott	16	(+0.67)	25.93	54.50	54.50
	Luke O'Connor	17	(+0.37)	24.32	34.88	1:29.38
	Te Hiringatahi Ramanui	14		45.17	1:16.20	2:45.58
	Mahuta Gemmell	15	(+0.59)	26.96	57.16	3:42.74
7	<b>Hamilton A...</b>	18	Hamilton Aq...	+0.74		<b>3:43.39</b> Entry: 3:48.54 (- 5.15)
	Ethan MacDonald	16	(+0.74)	26.04	54.74	54.74
	Jonty Shirreffs	16	(+0.50)	27.19	56.87	1:51.61
	Kinnon Broekhuizen	16	(+0.29)	27.03	57.90	2:49.51
	Orlando Hardie	14	(+0.20)	25.12	53.88	3:43.39

8	 <b>Aquabladz ...</b>	18	<b>Aquabladz ...</b>	+0.72				
	Oscar Rust		17	(+0.72)	26.79	55.79	55.79	
	Max Cave		14	(+0.54)	26.01	55.12	1:50.91	
	Nathan Whitehead		14	(+0.37)	27.50	58.85	2:49.76	
	Daniel Callebaut		16	(+0.29)	25.97	55.22	3:44.98	
9	 <b>Pirates Swi...</b>	18	<b>Pirates Swim...</b>	+0.66			<b>3:45.15</b>	
	Ben Dudding		16	(+0.66)	28.26	1:00.15	1:00.15	
	Sean O'Connor-Close		18	(+0.19)	25.60	55.11	1:55.26	
	Zac Alexander		15	(+0.08)	26.01	55.37	2:50.63	
	Ethan Buchanan		17	(+0.40)	26.06	54.52	3:45.15	
10	 <b>Phoenix Aq...</b>	18	 <b>Phoenix Aqu...</b>	+4.92			<b>3:45.55</b>	Entry: 3:47.33 (- 1.78)
	Matthew Zheng		16	(+4.92)	26.37	55.74	55.74	
	Brandon Holder		16	(+0.35)	25.78	54.99	1:50.73	
	Charles Heathcote		16	(+0.32)	26.90	57.77	2:48.50	
	Jamie Hanton		16	(+0.39)	27.10	57.05	3:45.55	
11	 <b>North Cante...</b>	18	 <b>North Cante...</b>	+0.67			<b>3:48.05</b>	Entry: 3:49.35 (- 1.30)
	Lewy Bell		18	(+0.67)	26.18	56.86	56.86	
	Jackson Close		15	(+4.75)	27.34	57.13	1:53.99	
	Ethan Blair		17	(+0.31)	26.66	56.82	2:50.81	
	Joe Kennedy		17	(+0.41)	27.86	57.24	3:48.05	
12	 <b>United Swi...</b>	18	<b>United Swim...</b>	+0.68			<b>3:49.38</b>	Entry: 3:53.62 (- 4.24)
	Leo Arrowsmith		16	(+0.68)	27.56	57.11	57.11	
	Luke Gibson		16	(+0.24)	26.36	56.46	1:53.57	
	William Sun		16	(+0.47)	27.14	58.96	2:52.53	
	Jackson Kennard		17	(+0.28)	26.43	56.85	3:49.38	
13	 <b>TBSS Centr...</b>	18	 <b>TBSS Centra...</b>	+0.70			<b>3:51.74</b>	Entry: 3:50.21 (+ 1.53)
	Harrison Klouwens		17	(+0.70)	25.52	53.44	53.44	
	Charlie Russell		15	(+0.55)	28.43	59.92	1:53.36	
	Tom Kenny		15	(+2.70)	27.94	1:00.51	2:53.87	
	Liam France		16	(+0.33)	27.45	57.87	3:51.74	
14	 <b>Tasman Swi...</b>	18	 <b>Tasman Swi...</b>	+4.24			<b>3:53.88</b>	Entry: 3:53.53 (+ 0.35)
	Joel Verran		17	(+4.24)	26.87	55.85	55.85	
	Lucas Bell		13	(+0.49)	29.50	1:03.23	1:59.08	
	Lono Kalani		14	(+0.53)	27.46	59.18	2:58.26	
	William Seymour		16	(+0.48)	25.64	55.62	3:53.88	
15	 <b>St Paul's Sw...</b>	18	<b>St Paul's Swi...</b>	+0.65			<b>3:54.12</b>	Entry: 3:51.46 (+ 2.66)
	Oliver Mouat		16	(+0.65)	26.70	57.61	57.61	
	Ian Chen		18	(+0.25)	29.15	1:01.17	1:58.78	
	Liam Woods		16	(+0.28)	26.77	57.18	2:55.96	
	Jeremy Li		16	(+0.42)	26.67	58.16	3:54.12	
16	 <b>Mt Maunga...</b>	18	<b>Mt Maungan...</b>	+0.65			<b>4:04.70</b>	
	Braith Swanberg		16	(+0.65)	27.42	58.58	58.58	
	Flyn Beattie		14	(+0.46)	29.22	1:01.59	2:00.17	
	Charlie Shivanan		14	(+0.32)	28.39	28.39		
	Sheldon Hogan		13		3:30.89	4:04.70	4:04.70	